



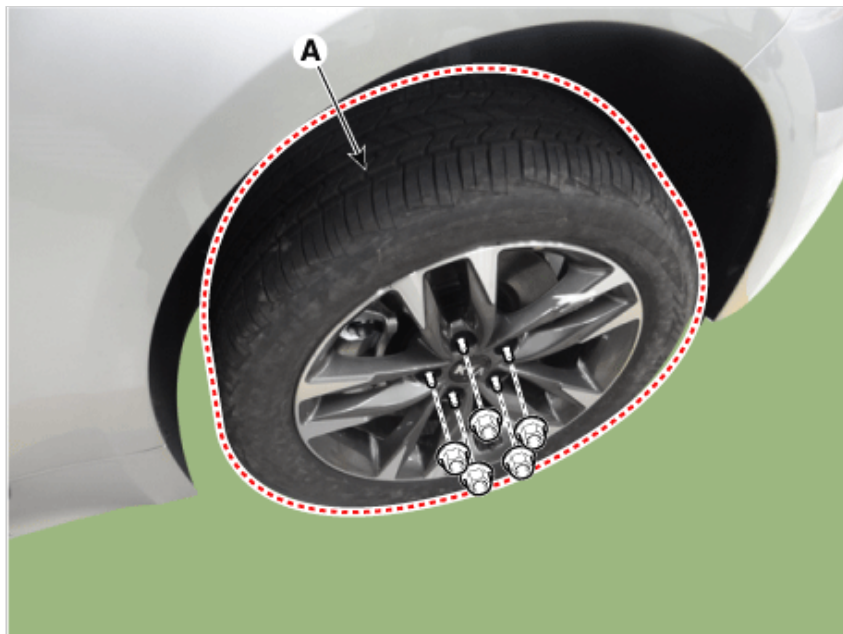
Removal

[EPB Type]

1. Remove wheel nuts, wheel and tire (A) from hub.

Tightening torque:

107.9 - 127.5 N·m (11.0 - 13.0 kgf·m, 79.6 - 94.0 lb·ft)


**NOTICE**

Be careful not to damage the hub bolts when removing the wheel and tire.

2. Loosen the brake caliper guide bolts and then remove the brake caliper.

Tightening torque:


78.5 - 98.1 N·m (8.0 - 10.0 kgf·m, 57.9 - 72.3 lb·ft)




3. Loosen the brake disc screw and then remove the brake disc.

Tightening torque :


4.9 - 5.9 N·m (0.5 - 0.6 kgf·m, 3.6 - 4.3 lb·ft)



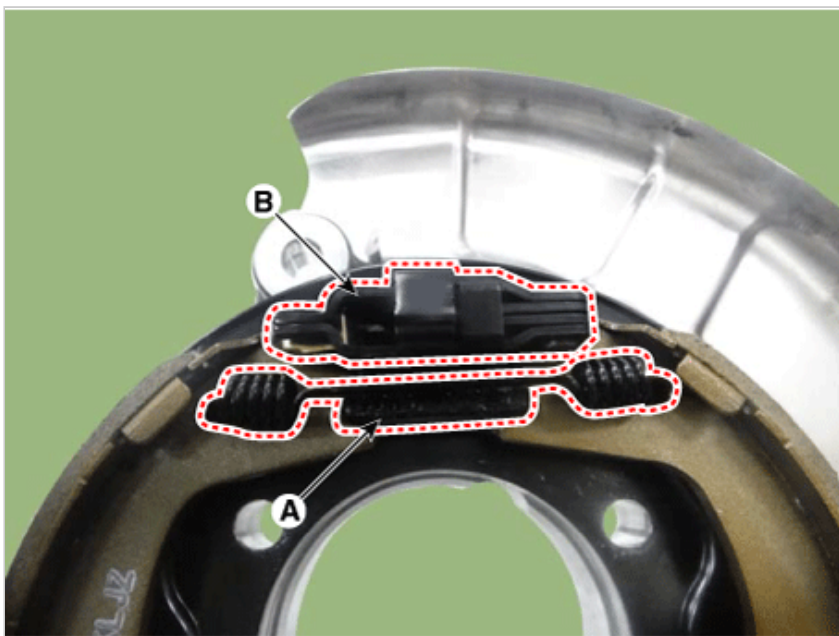
4. Remove the brake shoe holder (A) and pin.



5. Remove the upper return spring (A) and adjuster assembly (B).



6. Disconnect the lower return spring (A) and operating lever (B) and then remove the brake shoe.




Adjustment

1. Remove wheel nuts, wheel and tire (A) from hub.

Tightening torque:

107.9 - 127.5 N·m (11.0 - 13.0 kgf·m, 79.6 - 94.0 lb·ft)


**NOTICE**

Be careful not to damage the hub bolts when removing the wheel and tire.

2. Remove the brake plug from the brake disc.



3. Rotate the toothed wheel of adjuster (A) by a screw driver until the disc is not moving, and then return it by 3 notches in the opposite direction.



Installation

1. Install in the reverse order of removal.